

Student Success

USF Board of Trustees
September 10, 2009

Ralph Wilcox, Ph.D.
Provost

Defining Student Success at USF

2

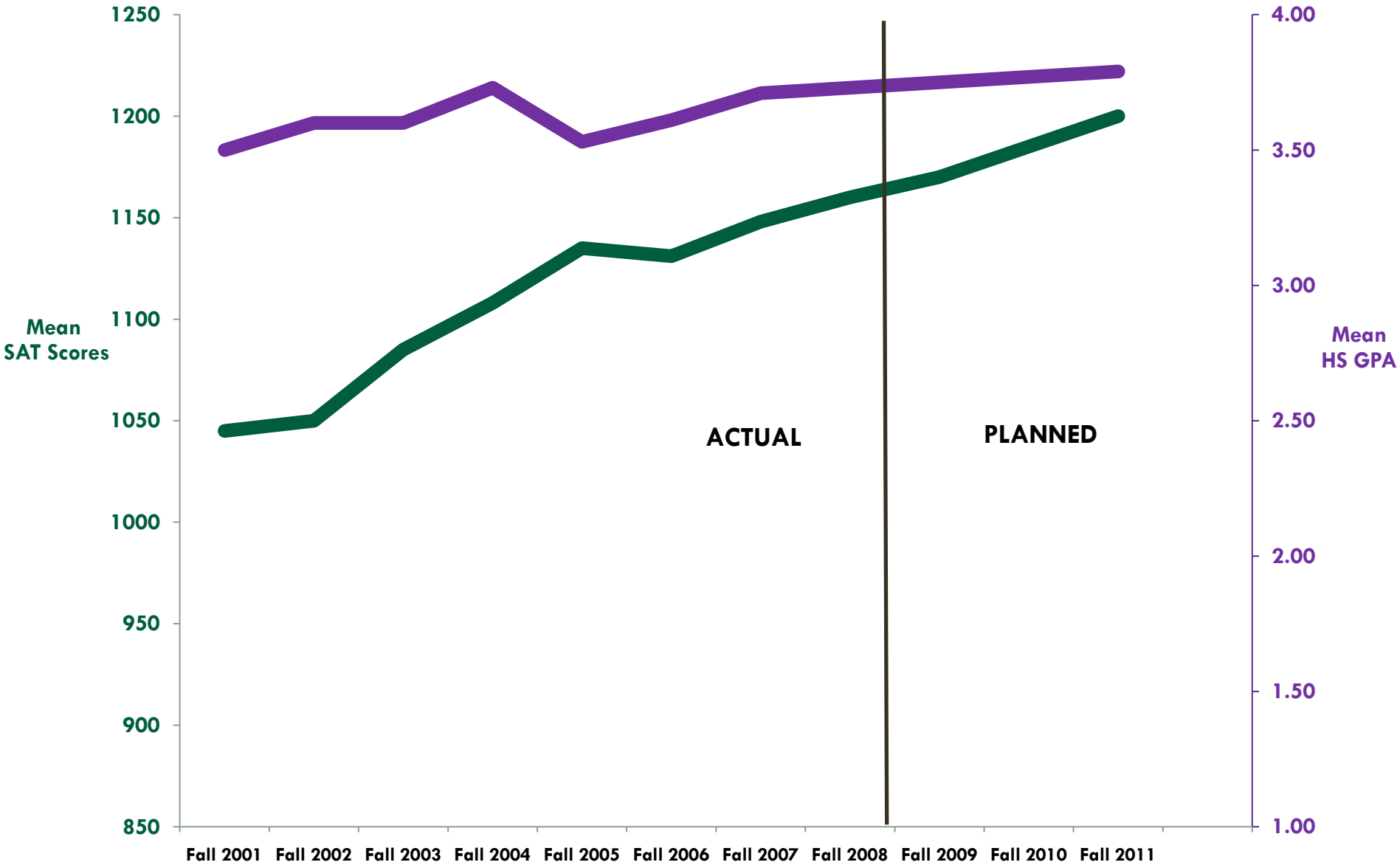
- Application to Admission (Conversion)
- Admission to Enrollment (Yield)
- Retention (year-to-year) & Persistence
- Academic progression rates
- Knowledge and skill acquisition
- Licensure passing rates
- Graduation rates
- Time to degree
- SCH to degree
- Placement rates
- Postgraduate progression rates
- Student indebtedness
- Student satisfaction

Strategies to Enhance Student Success

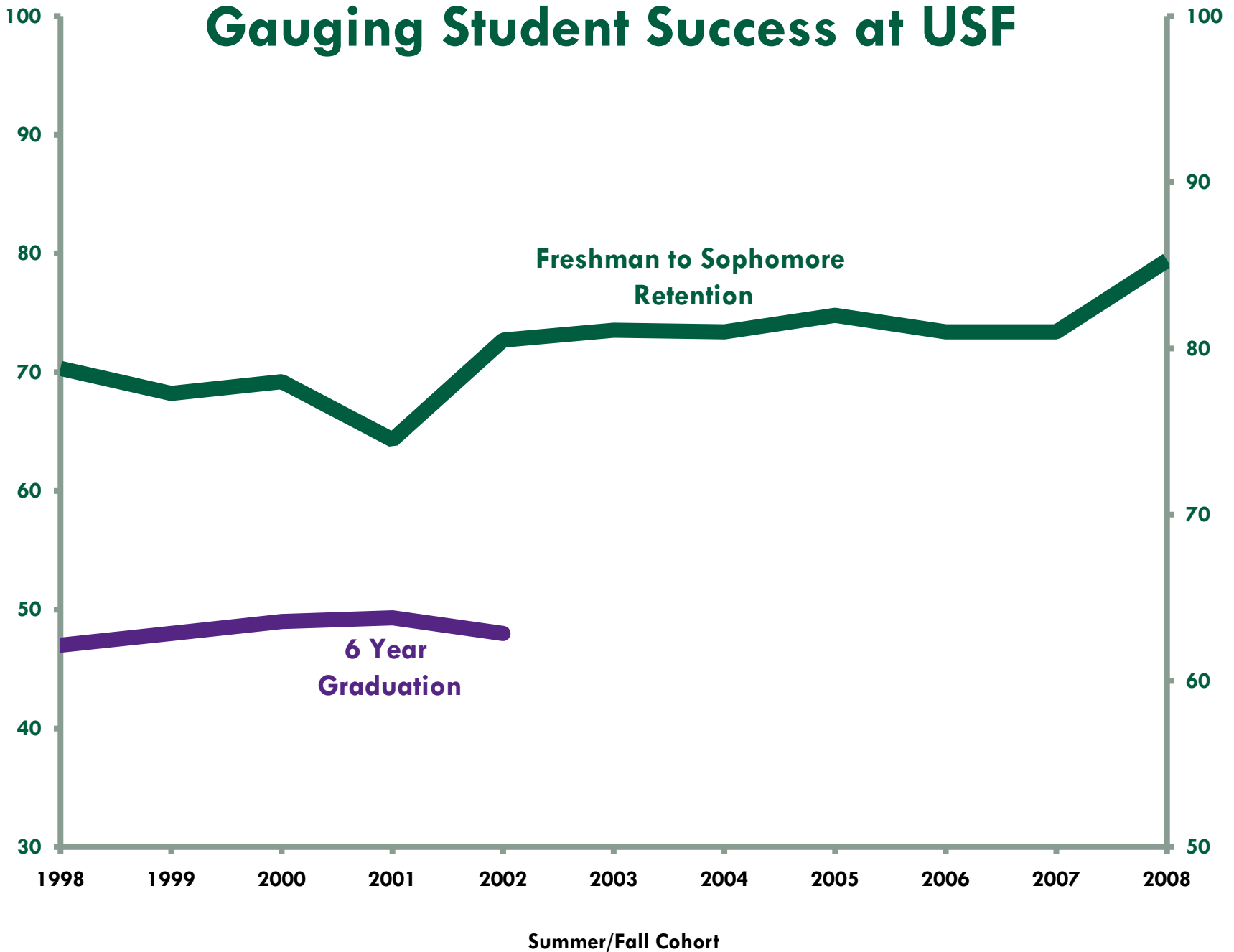
3

- Admissions
- Advising
- Counseling
- Curriculum
- Graduate Workshops
- Class Schedule
- Financial Aid
- Learning Commons
- Systems
- Tracking
- Orientation
- Residence Life
- Faculty Hiring
- Instructional Technology
- Career Placement

USF Mean SAT & Mean High School GPA, 2001-2012



Gauging Student Success at USF



USF Degrees Awarded

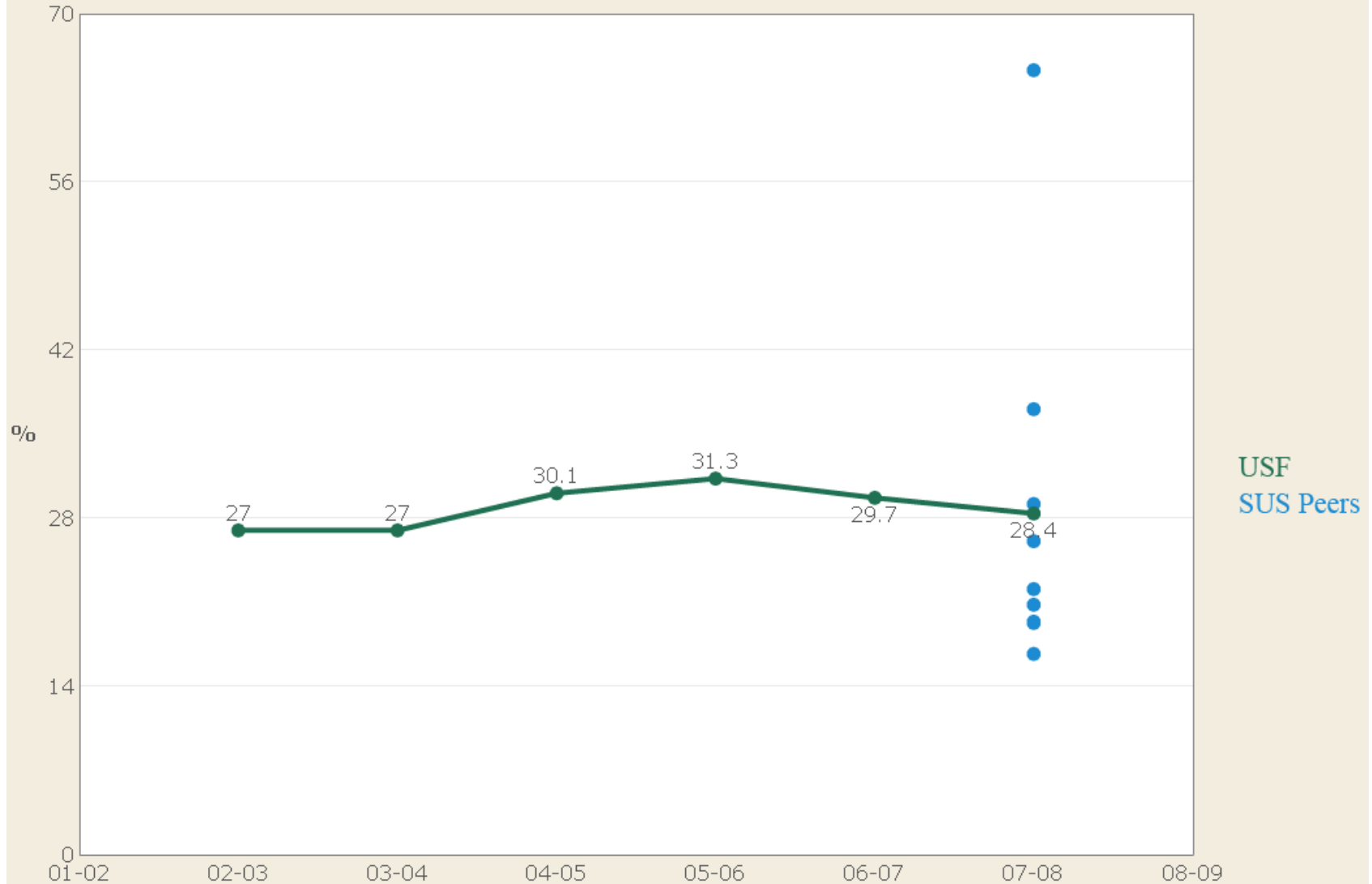
6

	2005/06	2006/07	2007/008	2008/09
Bachelors	6,171	6,839	7,073	7,458
Doctoral	185	232	257	287
Ed. Specialist	11	18	13	13
Masters	2,077	2,101	2,313	2,463
Medicine, MD	93	116	115	114
TOTAL	8,851	9,645	10,028	10,335

Source: USF Infomart

Students Receiving Pell Grants

7



Future Initiatives to Enhance Student Success

8

- Hire more academic advisors
- Hire more full-time faculty
- Holistic admissions application review process
- Refinement of financial aid processing
- Continual improvements to Orientation
- Expanding Living-Learning Communities
- Implementation of web-based degree audits
- Emerging technology for learning effectiveness
- Student Success Task Force

Cost of Attendance

9

	Undergraduate FL Resident	Undergraduate Non Resident	Graduate FL Resident	Graduate Non Resident
Full-Time Tuition	\$4,580	\$15,390	\$8,040	\$19,740
Housing/Meals	\$8,750	\$8,750	\$10,130	\$10,130
Books/Supplies	\$1,500	\$1,500	\$1,500	\$1,500
Other Expenses	\$4,100	\$4,100	\$4,100	\$4,100
TOTAL	\$18,930	\$29,740	\$23,770	\$35,470